



BAESVIM

Comportamiento de los casos reportados

Enero 2017 – Diciembre 2019

Enero, 2020

Lic. Jesús Alberto Capella Ibarra
Secretario de Seguridad Pública del Estado

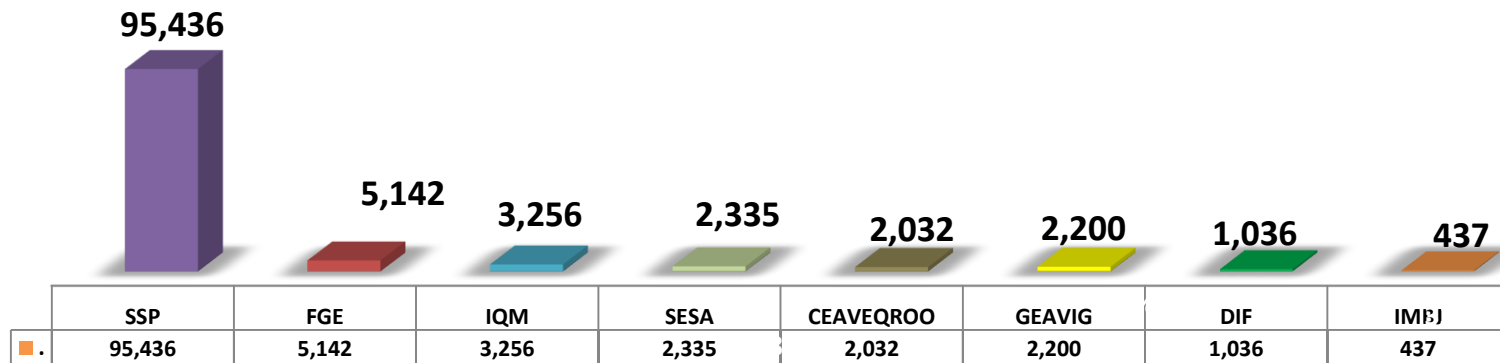


INCIDENCIA REGISTRADA EN LA PLATAFORMA BAESVIM POR INSTITUCIÓN

Año 2017, Año 2018, Año 2019



| INSTITUCIÓN | Año 2017 | Año 2018 | Año 2019 | TOTAL GENERAL |
|----------------------|---------------|---------------|---------------|----------------|
| SSP | 34,434 | 28,451 | 32,551 | 95,436 |
| FGE | 890 | 2,110 | 2,142 | 5,142 |
| IQM | 1,106 | 2,150 | 0 | 3,256 |
| SESA | 1,260 | 736 | 339 | 2,335 |
| CEAVEQROO | 989 | 834 | 209 | 2,032 |
| GEAVIG | 501 | 861 | 838 | 2,200 |
| DIF | 394 | 368 | 274 | 1,036 |
| IMBJ | 0 | 437 | 0 | 437 |
| TOTAL GENERAL | 39,574 | 35,947 | 36,353 | 111,874 |



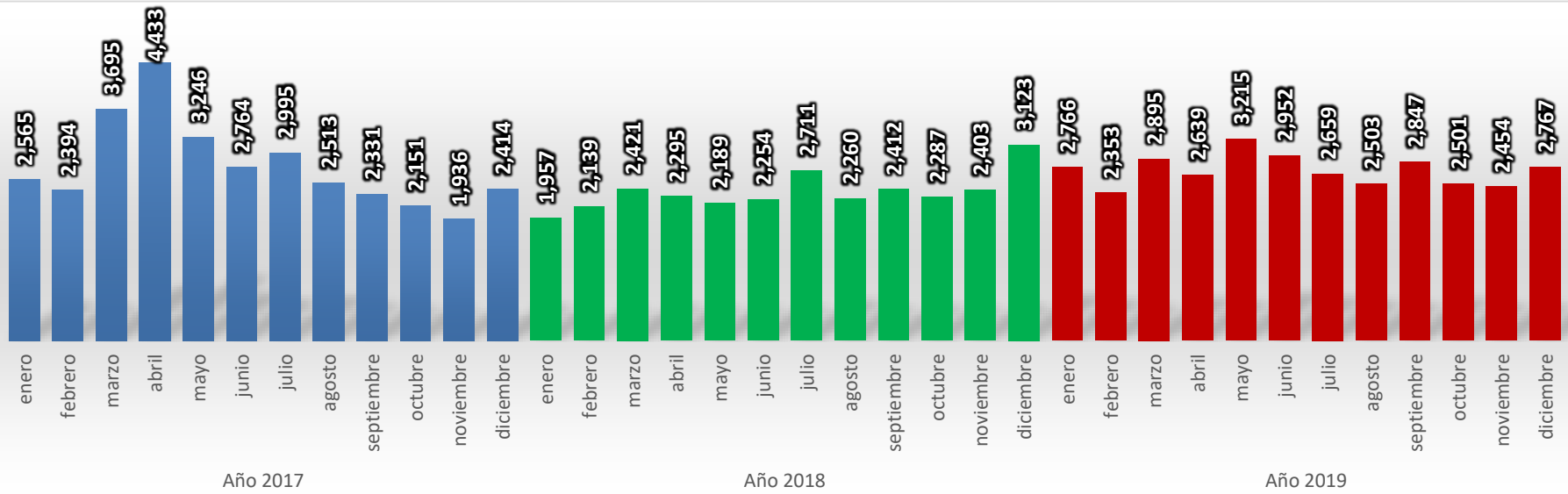


CASOS ATENDIDOS A TRAVES DEL SERVICIO DE EMERGENCIAS 9-1-1

Año 2017, Año 2018, Año 2019



COMPORTAMIENTO MENSUAL



Casos Atendidos

33,437

-15%



28,451

+14%



32,551

Promedio Mensual

2,786

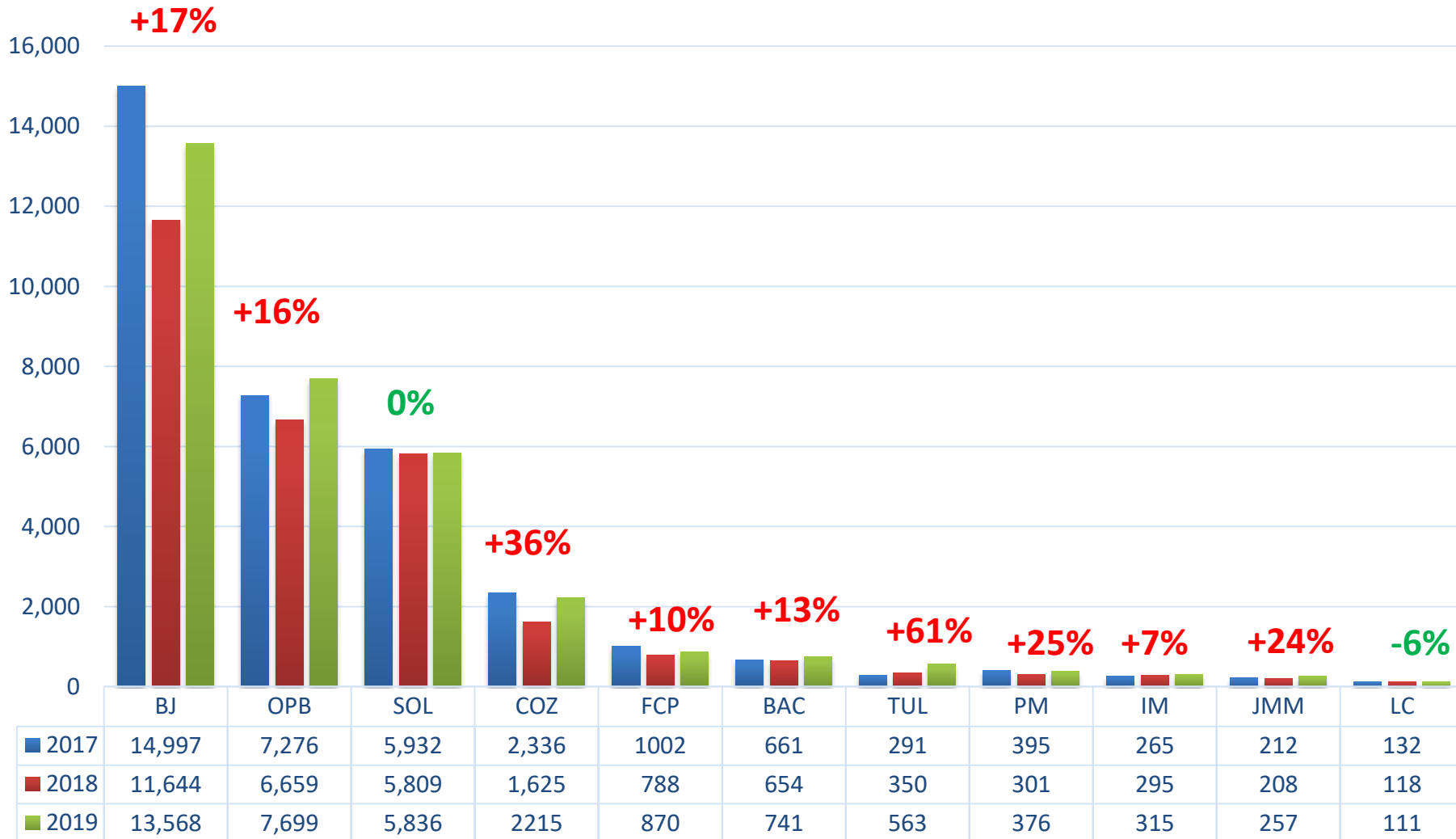
2,370

2,712



COMPORTAMIENTO DE CASOS ATENDIDOS POR MUNICIPIO

Año 2017, Año 2018, Año 2019





DESGLOSE MENSUAL DE LOS CASOS ATENDIDOS POR MUNICIPIO

Año 2019



| MUNICIPIO | ENE | FEB | MAR | ABR | MAY | JUN | JUL | AGO | SEP | OCT | NOV | DIC | TOTAL GENERAL | PROMEDIO MENSUAL | PORCENTAJE DE OCURRENCIA |
|-------------------------------|--------------|--------------|--------------|--------------|--------------|--------------|--------------|--------------|--------------|--------------|-------------|-------------|---------------|------------------|--------------------------|
| BENITO JUAREZ | 1,415 | 1,109 | 1,426 | 1,112 | 1,198 | 1,153 | 1,007 | 868 | 1245 | 1,038 | 991 | 1006 | 13,568 | 1,131 | 42% |
| OTHON P BLANCO | 529 | 468 | 558 | 588 | 765 | 784 | 696 | 705 | 675 | 606 | 581 | 744 | 7,699 | 614 | 24% |
| SOLIDARIDAD | 438 | 393 | 493 | 532 | 566 | 528 | 474 | 528 | 486 | 456 | 434 | 508 | 5,836 | 470 | 18% |
| COZUMEL | 135 | 134 | 162 | 164 | 405 | 185 | 170 | 139 | 135 | 162 | 200 | 224 | 2215 | 127 | 7% |
| FELIPE CARRILLO PUERTO | 66 | 78 | 69 | 52 | 67 | 85 | 90 | 64 | 79 | 72 | 60 | 88 | 870 | 69 | 3% |
| BACALAR | 53 | 51 | 59 | 56 | 72 | 78 | 72 | 72 | 69 | 45 | 52 | 62 | 741 | 60 | 2% |
| TULUM | 47 | 38 | 35 | 54 | 40 | 50 | 55 | 47 | 41 | 40 | 54 | 62 | 563 | 44 | 2% |
| PUERTO MORELOS | 21 | 33 | 32 | 31 | 48 | 38 | 34 | 22 | 48 | 28 | 21 | 20 | 376 | 31 | 1% |
| ISLA MUJERES | 33 | 25 | 31 | 24 | 30 | 20 | 24 | 20 | 39 | 24 | 25 | 20 | 315 | 25 | 1% |
| JOSE MARIA MORELOS | 12 | 13 | 19 | 22 | 18 | 24 | 22 | 30 | 24 | 23 | 26 | 24 | 257 | 20 | 1% |
| LAZARO CARDENAS | 17 | 11 | 11 | 4 | 6 | 7 | 15 | 8 | 6 | 7 | 10 | 9 | 111 | 9 | 0% |
| TOTAL GENERAL | 2,766 | 2,353 | 2,895 | 2,639 | 3,215 | 2,952 | 2,659 | 2,503 | 2,847 | 2,501 | 2454 | 2767 | 32,551 | 2,556 | 100% |



RANGO DE EDAD DE LAS VÍCTIMAS ATENDIDAS POR MUNICIPIO

Año 2019



| RANGO DE EDAD | BJ | OPB | SOL | COZ | FCP | BAC | TUL | PM | IM | JMM | LC | TOTAL GENERAL | % DE OCURRENCIA |
|----------------------|---------------|--------------|--------------|--------------|------------|------------|------------|------------|------------|------------|------------|---------------|-----------------|
| 0 A 9 AÑOS | 23 | 52 | 2 | 2 | 2 | 3 | | | | | | 84 | 0% |
| 10 A 19 AÑOS | 169 | 328 | 201 | 64 | 36 | 44 | 21 | 4 | 7 | 7 | | 881 | 3% |
| 20 A 29 AÑOS | 1,212 | 1,009 | 966 | 266 | 87 | 144 | 85 | 29 | 16 | 31 | 5 | 3,850 | 12% |
| 30 A 39 AÑOS | 772 | 979 | 877 | 289 | 99 | 131 | 92 | 33 | 31 | 39 | 7 | 3,349 | 10% |
| 40 A 49 AÑOS | 427 | 693 | 420 | 181 | 77 | 72 | 42 | 11 | 9 | 26 | 2 | 1,960 | 6% |
| 50 A 59 AÑOS | 156 | 305 | 107 | 132 | 50 | 33 | 13 | 3 | 13 | 11 | | 823 | 3% |
| 60 A 69 AÑOS | 44 | 154 | 22 | 42 | 18 | 16 | 2 | | 3 | 5 | 2 | 308 | 1% |
| 70 A 79 AÑOS | 16 | 55 | 11 | 15 | 4 | 4 | | | 1 | 4 | | 110 | 0% |
| 80 A 89 AÑOS | 4 | 16 | 1 | 1 | | 1 | | | | | | 23 | 0% |
| 90 A 99 AÑOS | 1 | | | 1 | 2 | | | | | | | 4 | 0% |
| SIN DATOS | 10,744 | 4,108 | 3,229 | 1,222 | 495 | 293 | 308 | 296 | 235 | 134 | 95 | 21,159 | 65% |
| TOTAL GENERAL | 13,568 | 7,699 | 5,836 | 2,215 | 870 | 741 | 563 | 376 | 315 | 257 | 111 | 32,551 | 100% |

En el 65% de los casos no se cuenta con la edad de las víctimas.



RELACIÓN DEL AGRESOR CON LA VÍCTIMA

Año 2019

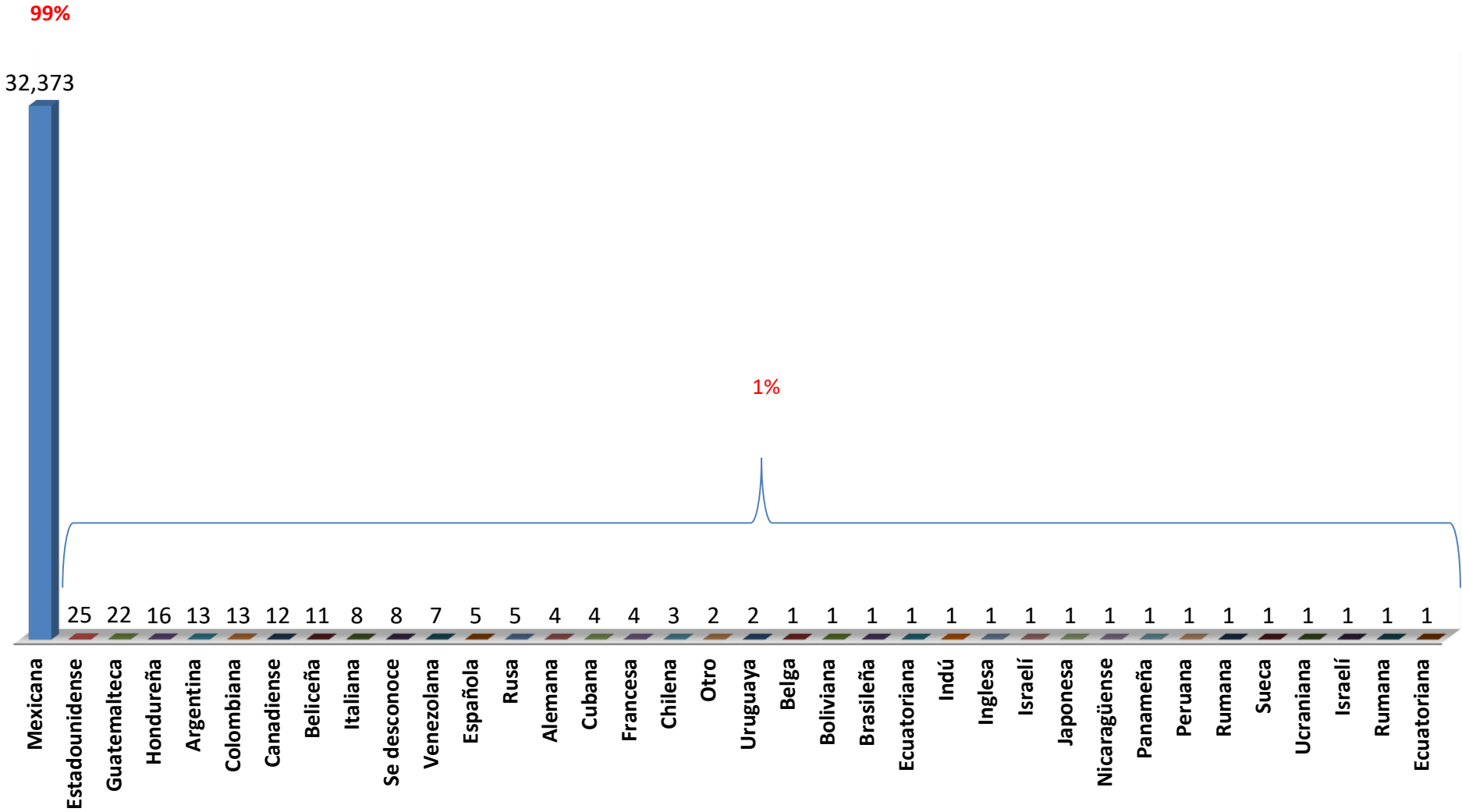


| RELACIÓN CON LA VÍCTIMA | BJ | OPB | SOL | COZ | FCP | BAC | TUL | PM | IM | JMM | LC | TOTAL GENERAL | % DE OCURRENCIA |
|-------------------------|---------------|--------------|--------------|--------------|------------|------------|------------|------------|------------|------------|------------|---------------|-----------------|
| Cónyuge o pareja | 10,652 | 4,512 | 4,575 | 1,223 | 529 | 438 | 434 | 307 | 247 | 147 | 81 | 23,145 | 71% |
| Ex pareja | 798 | 1,094 | 257 | 92 | 79 | 84 | 29 | 17 | 12 | 15 | 1 | 2,478 | 8% |
| Hijo(a) | 538 | 677 | 380 | 391 | 84 | 65 | 30 | 16 | 12 | 40 | 4 | 2,237 | 7% |
| Hermano(a) | 294 | 301 | 203 | 176 | 58 | 24 | 26 | 8 | 13 | 14 | 8 | 1,125 | 3% |
| Madre o padre | 299 | 273 | 108 | 86 | 52 | 30 | 8 | 7 | 6 | 12 | 5 | 886 | 3% |
| Otro | 136 | 195 | 172 | 30 | 14 | 19 | 17 | 1 | 4 | 4 | 3 | 595 | 2% |
| Otra relación | 212 | 202 | 10 | 59 | 18 | 21 | 1 | 3 | 6 | 10 | 1 | 543 | 2% |
| Novio(a) | 263 | 43 | 30 | 7 | 1 | 2 | 5 | 7 | 5 | 1 | 2 | 366 | 1% |
| Desconocido | 75 | 80 | 2 | 29 | 4 | 13 | | 3 | 3 | 2 | 1 | 212 | 1% |
| Padrastro o madrastra | 64 | 39 | 32 | 18 | 3 | 5 | 4 | 1 | | | | 166 | 1% |
| Vecino(a) | 47 | 64 | 5 | 13 | 8 | 10 | 1 | 2 | | | | 150 | 0% |
| Sobrino(a) | 30 | 53 | 14 | 32 | 5 | 7 | 1 | | | 3 | | 145 | 0% |
| Tío(a) | 36 | 42 | 15 | 17 | 5 | 7 | 2 | 1 | 4 | 4 | 2 | 135 | 0% |
| Nieto(a) | 56 | 35 | 12 | 17 | | 4 | 1 | 1 | 1 | 2 | 1 | 130 | 0% |
| Suegro(a) | 29 | 46 | 14 | 3 | 5 | 2 | | 2 | 1 | | 1 | 103 | 0% |
| Primo(a) | 23 | 20 | 5 | 10 | 4 | 6 | 4 | | 1 | 2 | 1 | 76 | 0% |
| Abuelo(a) | 10 | 12 | 2 | 11 | 1 | 3 | | | | 1 | | 40 | 0% |
| Compañero(a) | 3 | 6 | | | | 1 | | | | | | 10 | 0% |
| Servidor público | 1 | 1 | | 1 | | | | | | | | 3 | 0% |
| Concubina | 1 | 2 | | | | | | | | | | 3 | 0% |
| Jefe(a) o patrón(a) | 1 | 2 | | | | | | | | | | 3 | 0% |
| TOTAL GENERAL | 13,568 | 7,699 | 5,836 | 2,215 | 870 | 741 | 563 | 376 | 315 | 257 | 111 | 32,551 | 100% |



NACIONALIDAD DE LAS VÍCTIMA

Año 2019

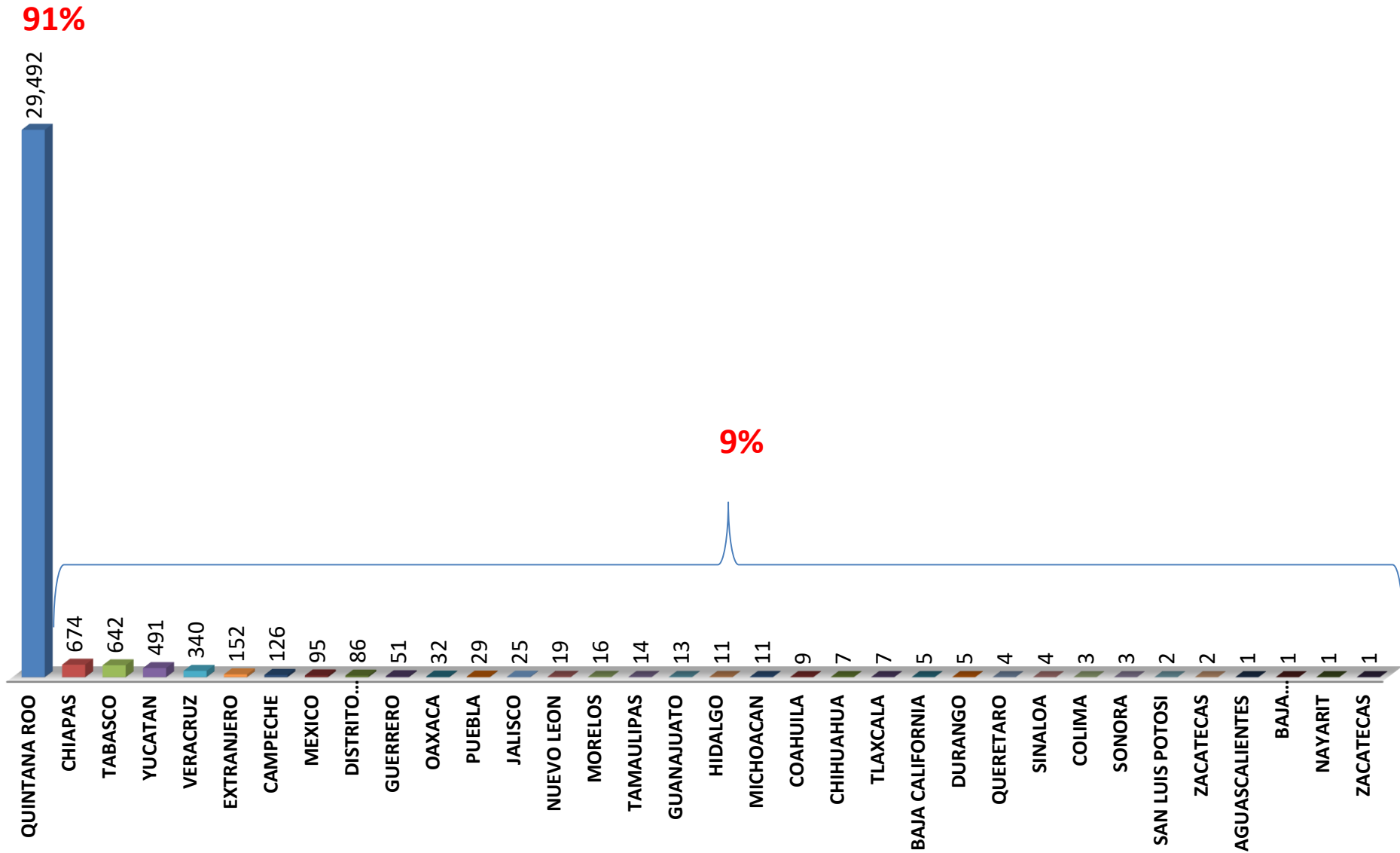


Fuente: Información procesada plataforma BAESVIM.



ESTADO DE ORIGEN DE LAS VÍCTIMAS

Año 2019



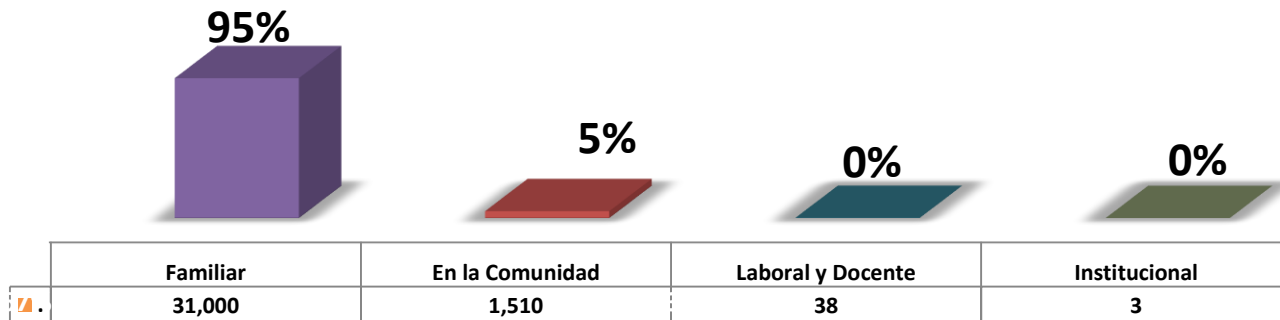


MODALIDAD DE VIOLENCIA DE ACUERDO AL TIPO DE SOLICITUD

Año 2019



| MODALIDAD DE VIOLENCIA | BJ | OPB | SOL | COZ | FCP | BAC | TUL | PM | IM | JMM | LC | TOTAL GENERAL | % |
|---------------------------|---------------|--------------|--------------|--------------|------------|------------|------------|------------|------------|------------|------------|---------------|-------------|
| Violencia de Pareja | 11,451 | 5,608 | 4,832 | 1,315 | 608 | 522 | 463 | 324 | 259 | 162 | 82 | 25,626 | 79% |
| Violencia Familiar | 1,591 | 1,700 | 795 | 820 | 235 | 174 | 77 | 39 | 44 | 88 | 23 | 5,586 | 17% |
| Violencia Contra la Mujer | 263 | 348 | 179 | 73 | 26 | 43 | 18 | 6 | 7 | 6 | 4 | 973 | 3% |
| Violencia en el Noviazgo | 263 | 43 | 30 | 7 | 1 | 2 | 5 | 7 | 5 | 1 | 2 | 366 | 1% |
| TOTAL GENERAL | 13,568 | 7,699 | 5,836 | 2,215 | 870 | 741 | 563 | 376 | 315 | 257 | 111 | 32,551 | 100% |



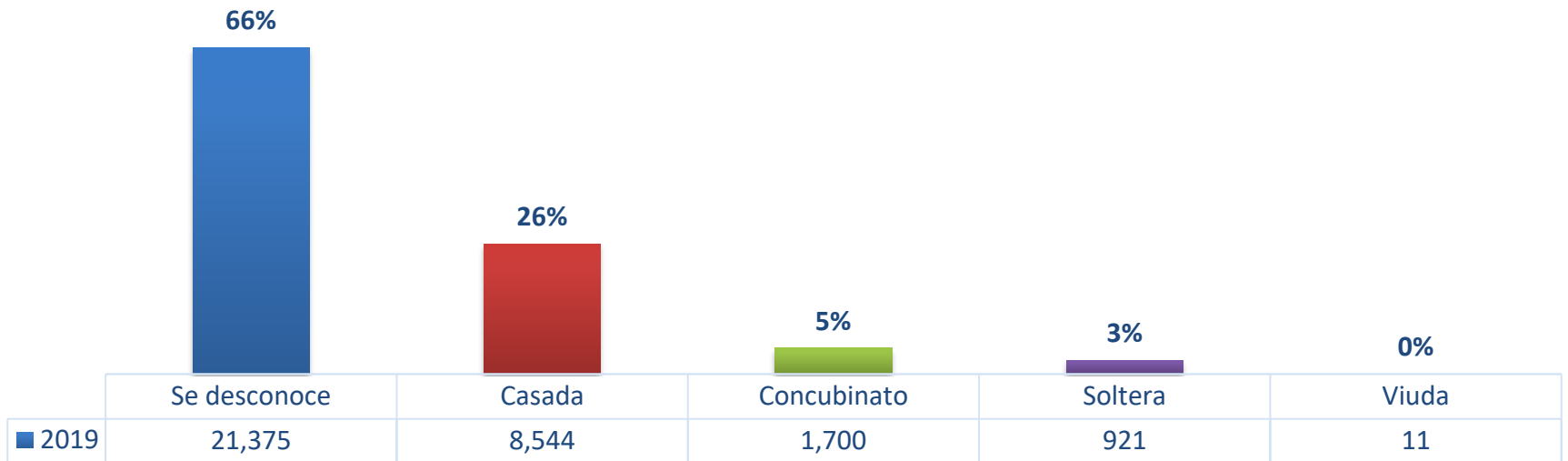


ESTADO CIVIL DE LAS VICTIMAS ATENDIDAS

Año 2019



| ESTADO CIVIL | BJ | OPB | SOL | COZ | FCP | BAC | TUL | PM | IM | JMM | LC | TOTAL GENERAL | % |
|----------------------|---------------|--------------|--------------|--------------|------------|------------|------------|------------|------------|------------|------------|---------------|-------------|
| SE DESCONOCE | 11,112 | 5,442 | 1,124 | 1,593 | 616 | 499 | 126 | 313 | 269 | 184 | 97 | 21,375 | 66% |
| CASADA | 2,132 | 1,800 | 3,288 | 437 | 213 | 196 | 304 | 58 | 40 | 65 | 11 | 8,544 | 26% |
| CONCUBINATO | 169 | 162 | 1,113 | 94 | 18 | 19 | 113 | 2 | 1 | 6 | 3 | 1,700 | 5% |
| SOLTERA | 151 | 291 | 308 | 91 | 23 | 27 | 20 | 3 | 5 | 2 | | 921 | 3% |
| VIUDA | 4 | 4 | 3 | | | | | | | | | 11 | 0% |
| TOTAL GENERAL | 13,568 | 7,699 | 5,836 | 2,215 | 870 | 741 | 563 | 376 | 315 | 257 | 111 | 32,551 | 100% |





LUGAR DE OCURRENCIA DE LA VIOLENCIA

Año 2019



| LUGAR DE OCURRENCIA | BJ | OPB | SOL | COZ | FCP | BAC | TUL | PM | IM | JMM | LC | TOTAL GENERAL | % |
|----------------------|---------------|--------------|--------------|--------------|------------|------------|------------|------------|------------|------------|------------|---------------|-------------|
| Espacio particular | 12,947 | 6,456 | 5,540 | 1,864 | 729 | 654 | 528 | 360 | 299 | 226 | 108 | 29,711 | 91% |
| Espacio público | 223 | 390 | 267 | 160 | 32 | 29 | 32 | 7 | 3 | 7 | 1 | 1,151 | 4% |
| No especifica | 384 | 793 | | 188 | 109 | 50 | | 9 | 13 | 23 | 2 | 1,571 | 5% |
| Transporte foráneo | 4 | 1 | | | | | | | | | | 5 | 0% |
| Transporte privado | 9 | 53 | 23 | 3 | | 8 | 3 | | | 1 | | 100 | 0% |
| Transporte urbano | 1 | 6 | 6 | | | | | | | | | 13 | 0% |
| Total general | 13,568 | 7,699 | 5,836 | 2,215 | 870 | 741 | 563 | 376 | 315 | 257 | 111 | 32,551 | 100% |



| Casa habitación | Via pública | Otro | Empresa | Negocio | Particular | Jardín o parque | Estacionamiento | Explanada | Centro comercial | Escuela o colegio | Instituciones gubernamentales | Taxi | Mercado | Central de autobuses | Centro recreativo | Centro deportivo | Centro comunitario | Templo religioso | Autobús | Microbús |
|-----------------|-------------|------|---------|---------|------------|-----------------|-----------------|-----------|------------------|-------------------|-------------------------------|------|---------|----------------------|-------------------|------------------|--------------------|------------------|---------|----------|
| 29,195 | 1,737 | 799 | 347 | 185 | 95 | 28 | 26 | 26 | 16 | 16 | 16 | 13 | 12 | 11 | 11 | 7 | 4 | 4 | 2 | 1 |

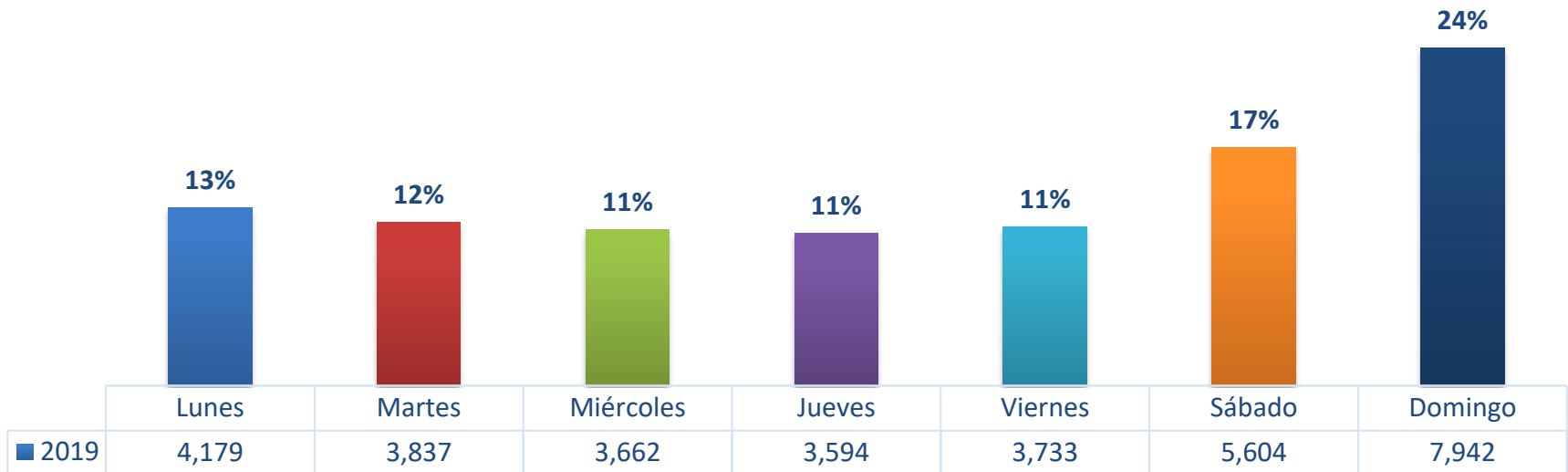


INCIDENCIA POR DIA DE LA SEMANA

Año 2019



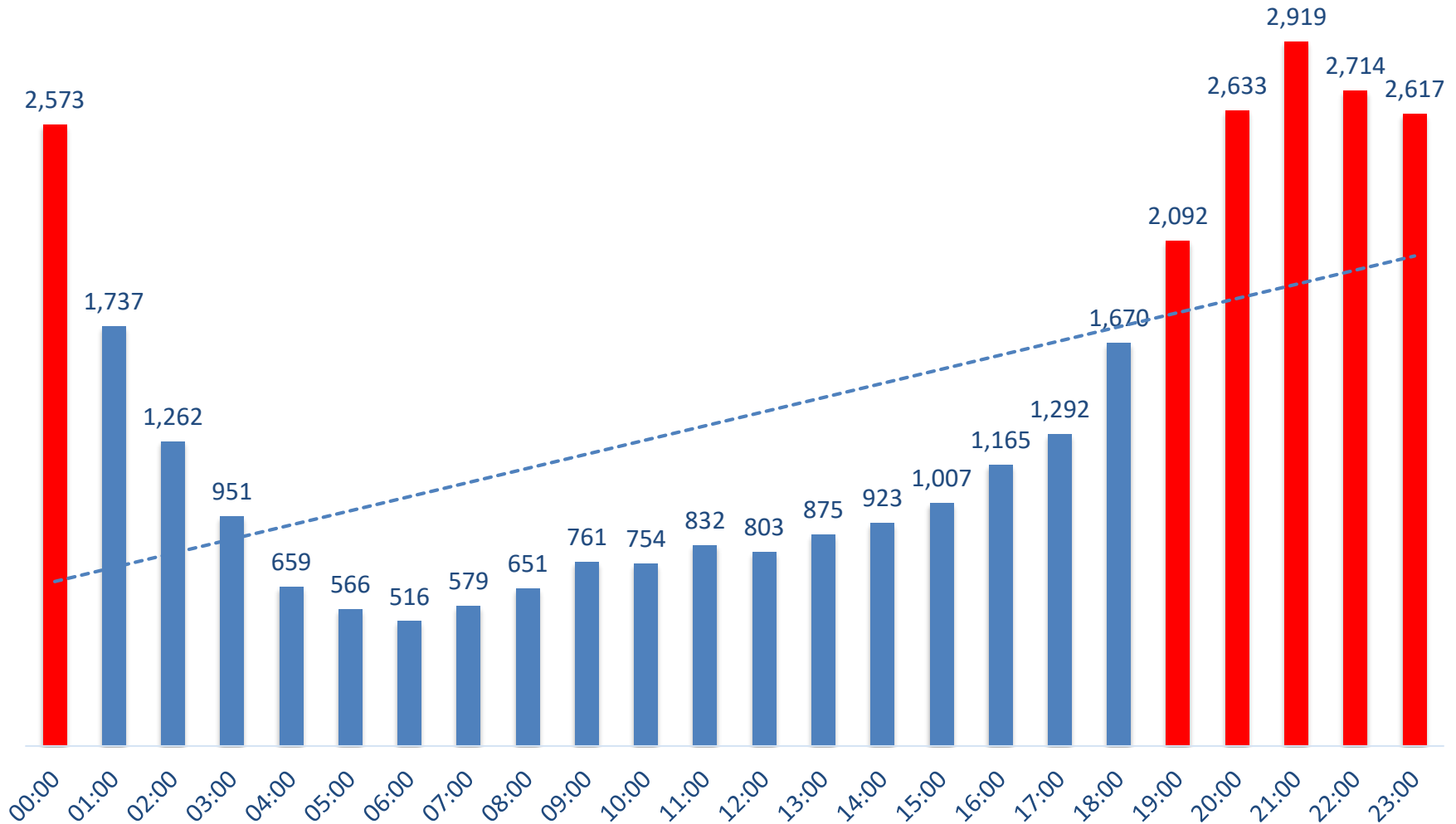
| INCIDENCIA POR DIA DE LA SEMANA | BJ | OPB | SOL | COZ | FCP | BAC | TUL | PM | IM | JMM | LC | TOTAL GENERAL |
|---------------------------------|---------------|--------------|--------------|--------------|------------|------------|------------|------------|------------|------------|------------|---------------|
| lunes | 1,792 | 991 | 665 | 301 | 120 | 108 | 77 | 44 | 39 | 27 | 15 | 4,179 |
| martes | 1,677 | 878 | 679 | 259 | 84 | 82 | 64 | 37 | 39 | 25 | 13 | 3,837 |
| miércoles | 1,598 | 834 | 632 | 241 | 99 | 69 | 70 | 55 | 30 | 26 | 8 | 3,662 |
| jueves | 1,453 | 875 | 674 | 261 | 91 | 84 | 58 | 39 | 29 | 23 | 7 | 3,594 |
| viernes | 1,482 | 925 | 656 | 270 | 112 | 94 | 75 | 49 | 32 | 27 | 11 | 3,733 |
| sábado | 2,130 | 1,414 | 1,094 | 363 | 175 | 127 | 100 | 63 | 54 | 60 | 24 | 5,604 |
| domingo | 3,436 | 1,782 | 1,436 | 520 | 189 | 177 | 119 | 89 | 92 | 69 | 33 | 7,942 |
| TOTAL GENERAL | 13,568 | 7,699 | 5,836 | 2,215 | 870 | 741 | 563 | 376 | 315 | 257 | 111 | 32,551 |





INCIDENCIA POR RANGO DE HORARIO

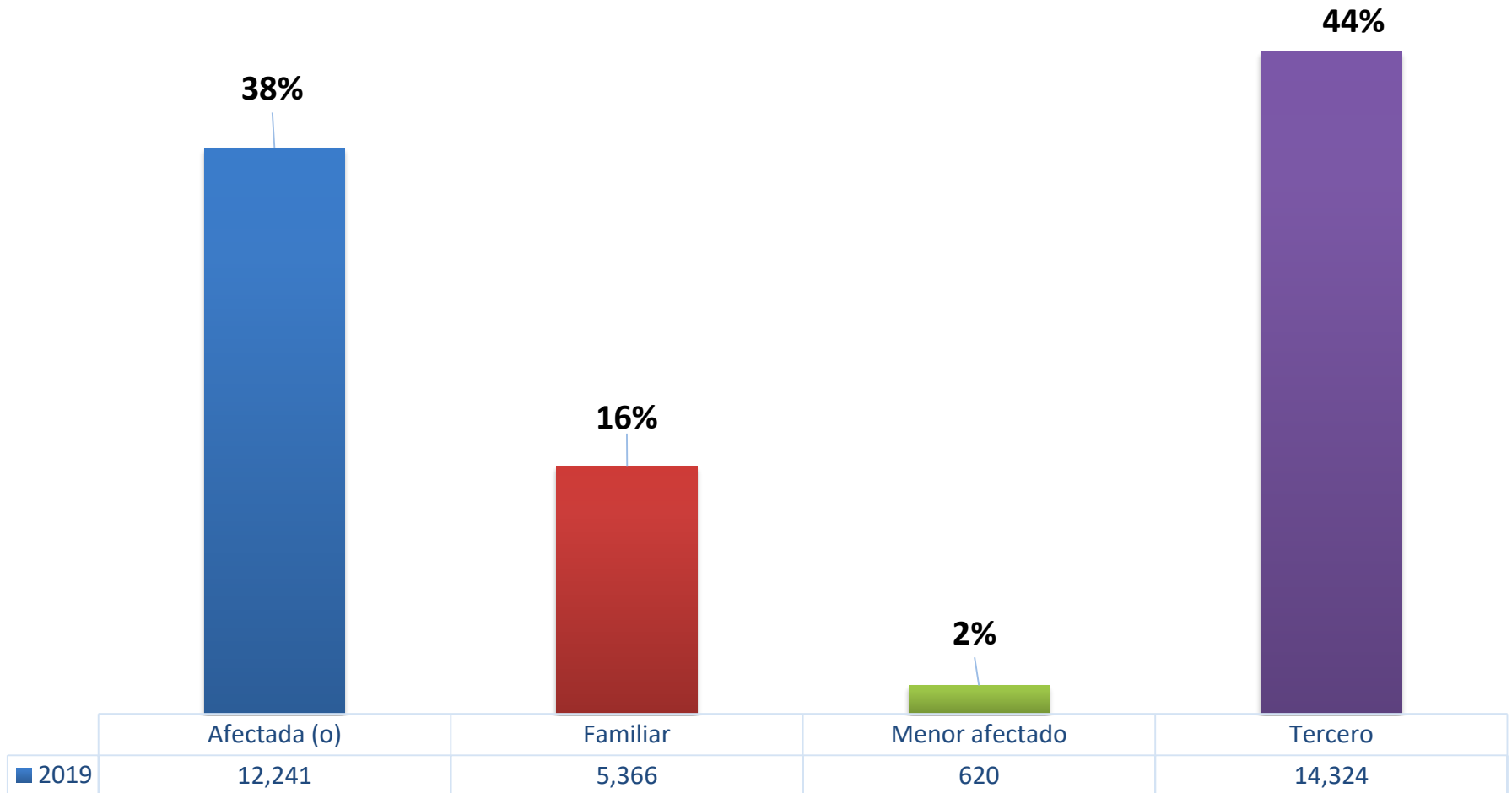
Año 2019





QUIEN GENERA LA SOLICITUD DE AUXILIO

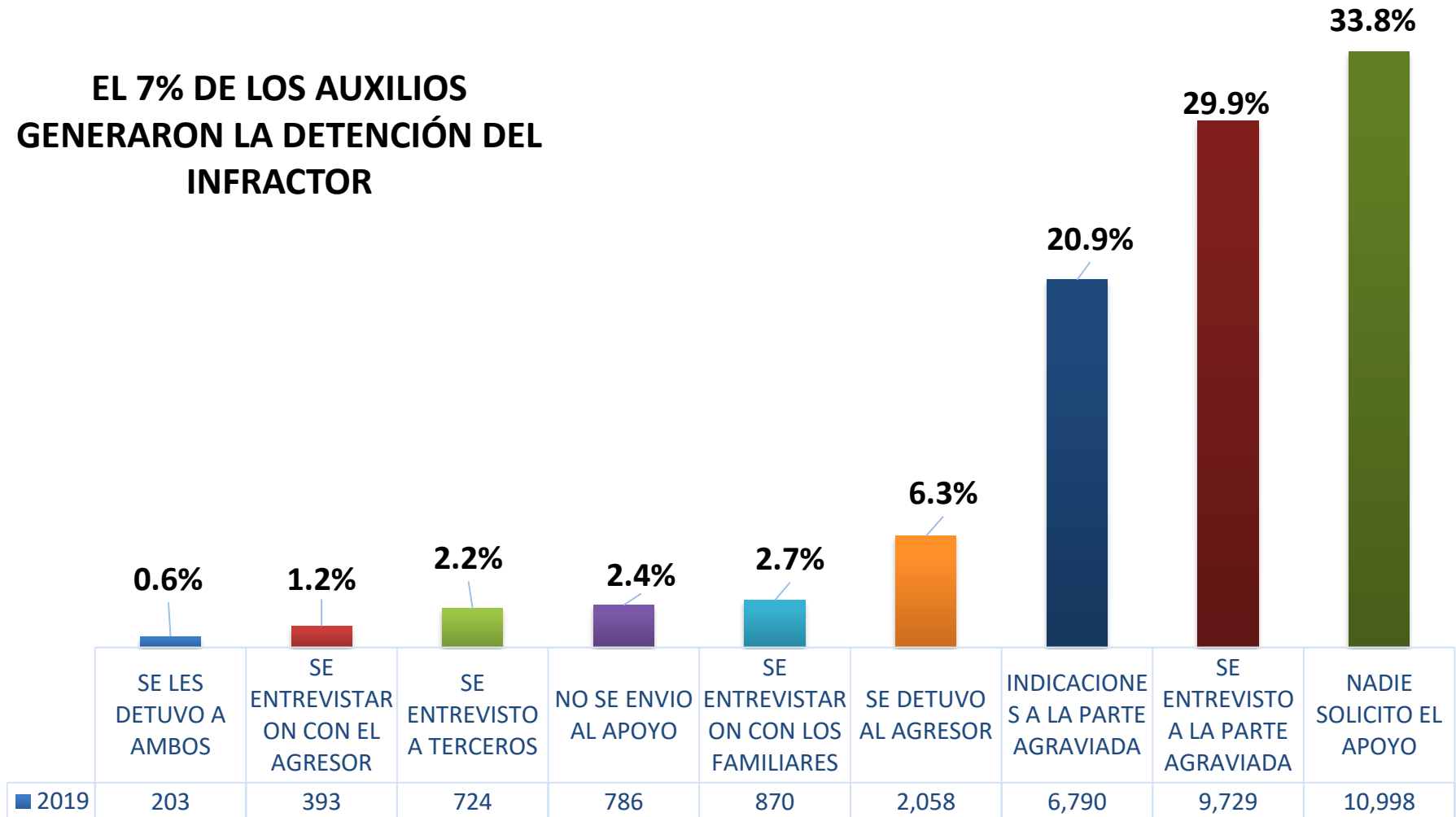
Año 2019





LA EFECTIVIDAD DE ATENCIÓN ES DEL 63.8%

EL 7% DE LOS AUXILIOS GENERARON LA DETENCIÓN DEL INFRACTOR



- **650 VÍCTIMAS MANIFESTARON CONTAR CON UNA ORDEN DE PROTECCIÓN EN CONTRA DE SU AGRESOR, LA SIGUIENTE GRÁFICA REPRESENTA LA RELACIÓN DE LA VÍCTIMA CON EL AGRESOR**

| RELACION CON LA VICTIMA | BJ | OPB | SOL | COZ | FCP | BAC | TUL | PM | IM | JMM | LC | TOTAL GENERAL |
|-------------------------|------------|------------|------------|-----------|-----------|----------|----------|----------|----------|----------|----------|---------------|
| Cónyuge o pareja | 74 | 151 | 61 | 6 | 3 | 3 | 5 | 2 | 3 | | 2 | 309 |
| Ex pareja | 153 | 30 | 43 | 12 | 7 | 3 | | 2 | | 1 | | 251 |
| Hijo(a) | 20 | 1 | 1 | 2 | 2 | | | 1 | | | | 27 |
| Otro | 6 | 8 | 1 | 1 | | | | | | | | 16 |
| Hermano(a) | 5 | 4 | 1 | 1 | | 1 | | | 1 | 1 | | 14 |
| Otra relación | 8 | 2 | | | | | | | | | | 10 |
| Madre o padre | 2 | 6 | | 1 | | | | | | | | 9 |
| Novio(a) | | 7 | | | | | 1 | | | | | 8 |
| Desconocido | | 2 | | | | | | | | | | 2 |
| Nieto(a) | 1 | | 1 | | | | | | | | | 2 |
| Suegro(a) | 1 | | | | | | | | | | | 1 |
| TOTAL GENERAL | 270 | 211 | 108 | 23 | 12 | 7 | 6 | 5 | 4 | 2 | 2 | 650 |



POLICÍA QUINTANA ROO

Una nueva estrategia policial